

WONDERWALLSTUDIOS



JUNGLE • NETHERLANDS







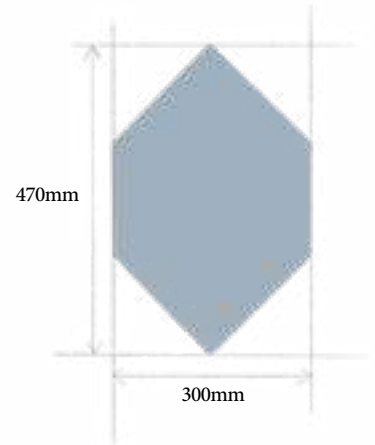
WHEELS • UNITED KINGDOM

CLUE

Elegant and luxuriant are the two words that best describe this latest addition to our burgeoning collection. Clue is made from century-old bog oak but sanded and polished so smooth it will have all the Mad Men tip their trilbies.

Its lines and shapes are sharp and sleek like one of Don Draper's suits. Manhattans anyone?





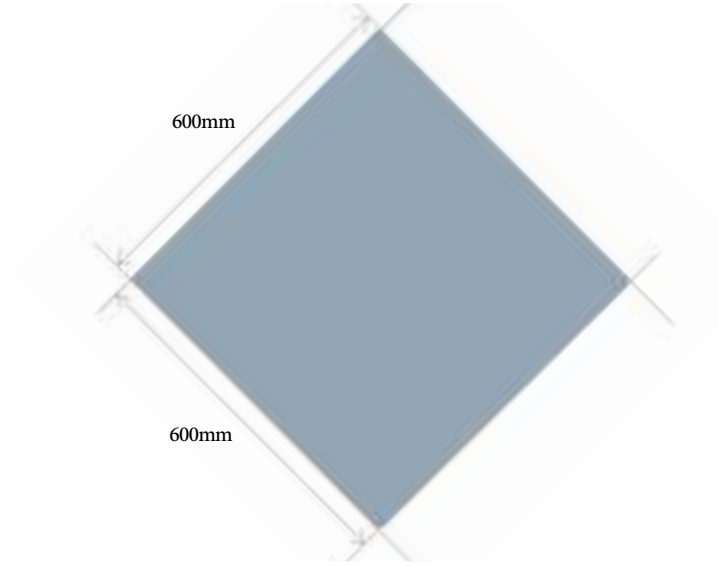
WOOD	bog oak
SOURCE	logs from rivers & wetlands
TONES	black, grey, brown
FINISHING	matt coating, smooth sanding
TILE DIMENSIONS	470*300mm
TILE THICKNESS	12-21mm
TILE CONSTRUCTION	glued on 5mm plywood backer
PACKING	per order quantity

LEAF

Leaf is hand-made from repurposed Ukrainian walnut and harvested by an indigenous Ukrainian mountain tribe. The placement of a thin bog oak lining as a border of the walnut panel is a true sign of the highest craftsmanship.

Leaf offers sophistication and sensibility. It'll keep a low profile in any space; yet offer just the right amount of luxury and comfort. If the somewhat moody Clue has you thinking of Don, Leaf will have you dreaming about Betty.





WOOD	ukrainian walnut, bog oak
SOURCE	mixed salvage, logs from rivers & wetlands
TONES	natural brown, black veins
FINISHING	matt coating, smooth sanding
TILE DIMENSIONS	600*600mm
TILE THICKNESS	13-17mm
TILE CONSTRUCTION	glued on 5mm plywood backer
PACKING	per order quantity

SAGE

This wise man from the wetlands has a strong personality and demands the right space. Thanks to the fact that it's been lying in peat-bog for a couple of centuries Sage is richly textured and beautifully coloured with dark shades of brown and intense black. Each piece is whittled and chiselled by our craftsmen and variations are a mark of the hand.

The panels are long and slender.





WOOD SOURCE	reclaimed bog oak logs from rivers & wetlands
TONES	black, grey, brown
FINISHING	erosion, whittled
TILE DIMENSIONS	795*105mm
TILE THICKNESS	25-35mm
TILE CONSTRUCTION	glued on 15mm plywood backer tongue and groove
TILES PER BOX	12 pcs
SURFACE PER BOX	1 sqm
WEIGHT PER BOX	22 kg
DIMENSIONS BOX	810*230*220mm


WOLF

Made from reclaimed Rosewood root. Wolf has aged well and elegantly and has gained some spectacular hues. Beautifully marked, coloured dark, ruby-red and geometrically sawn so Wolf cuts a handsome figure.

It's as if it could come to life at any time.

We've heard stories...






WOOD	reclaimed rosewood
SOURCE	root wood
TONES	purple, pink
FINISHING	smooth sanding
TILE DIMENSIONS	600*200mm
TILE THICKNESS	20-30mm
TILE CONSTRUCTION	glued on 15mm MDF backer
TILES PER BOX	8 pcs
SURFACE PER BOX	0.96 sqm
WEIGHT PER BOX	18 kg
DIMENSIONS BOX	600*400*135mm

JAZZ

Beat, jazz, boogiewoogie. Jazz radiates rhythm. Consisting of various diamond shapes, it dances before your eyes. Lines, points, triangles. Rhythm. Think Miles Davis in New York City in the forties, playing bebop with Charlie Parker and Max Roach in some Harlem nightclub. It's new, fresh and exciting.





WOOD	reclaimed teak wood
SOURCE	root wood
TONES	brown , red brown
FINISHING	smooth sanding
TILE DIMENSIONS	690*300mm
TILE THICKNESS	25-55mm
TILE CONSTRUCTION	glued on 15mm MDF backer
TILES PER BOX	20 pcs
SURFACE PER BOX	4,1 sqm
WEIGHT PER BOX	111 kg
DIMENSIONS BOX	970*550*645mm


NOTES

Notes is made from American walnut coming from rejected sapwood and surplus stock.

The masonry layout gives the whole a pleasant, visual rhythm. So sit back and enjoy the melodies and harmonies. The purple hues and solid thick wood tiles, give Notes certain self-confidence.

Give it space, let it play.






WOOD SOURCE	reclaimed american walnut mixed salvage
TONES	purple, brown
FINISHING	natural matt oil finish, smooth sanding
TILE DIMENSIONS	900*105mm
TILE THICKNESS	12-47mm
TILE CONSTRUCTION	glued on 7mm plywood backer
TILES PER BOX	4 pcs
SURFACE PER BOX	0,378 sqm
WEIGHT PER BOX	9 kg

WAVES

Made from the creamy-coloured core of the trunk and branches of olive trees. Geometric design yet still playful enough not to be too stern. It has a sophisticated colour palette of pink hues and beautiful liquid grains. Waves is a 'lady of a certain age' with old-world aristocratic class who has had a little too much to drink.






WOOD	pruned olive wood
SOURCE	olive wood
TONES	brown, light brown
FINISHING	smooth sanding
TILE DIMENSIONS	600*200mm
TILE THICKNESS	17-24mm
TILE CONSTRUCTION	glued on 9mm plywood backer
TILES PER BOX	8 pcs
SURFACE PER BOX	0.96 sqm

PHOENIX

Geometric and organic patterns collide in this most avant-garde of panels. Conceived of furniture-grade hardwoods and embellished with traditional carvings. This is reclaimed teak of the highest grade available.






WOOD SOURCE	reclaimed teak wood obsolete buildings
TONES	brown
FINISHING	smooth sanding
TILE DIMENSIONS	600*600mm
TILE THICKNESS	15-40mm
TILE CONSTRUCTION	laminated without backer
TILES PER BOX	1 pcs
SURFACE PER BOX	0.36 sqm
WEIGHT PER BOX	7 kg
DIMENSIONS BOX	620*620*60mm

WILLOW

For every ebony an ivory. Yin yang. Equilibrium.
Willow is Wolf's light-coloured sibling. But where Wolf is dark en dramatic, the natural colouring of this teak wood give Willow a more serene and tranquil quality. The wood is from the roots of felled plantation trees so has seen little daylight. Nicely, geometrically sawn.






WOOD	reclaimed teak wood
SOURCE	root wood
TONES	brown
FINISHING	smooth sanding
TILE DIMENSIONS	600*200mm
TILE THICKNESS	20-30mm
TILE CONSTRUCTION	glued on 15mm MDF backer
TILES PER BOX	8 pcs
SURFACE PER BOX	0.96 sqm
WEIGHT PER BOX	17 kg
DIMENSIONS BOX	600*400*135mm

JUNGLE

Jungle is made from the roots of trees plantages. This stuff hasn't seen much daylight for obvious reasons. With its exceptional liquid grain texture it captures ones imagination within a sharp pixelated framework.






WOOD SOURCE	reclaimed teak wood root wood
TONES	brown
FINISHING	smooth sanding
TILE DIMENSIONS	600*600mm
TILE THICKNESS	25-55mm
TILE CONSTRUCTION	glued on 15mm MDF backer
TILES PER BOX	1 pcs
SURFACE PER BOX	0,36 sqm
WEIGHT PER BOX	10 kg
DIMENSIONS BOX	620*620*60mm

JAGGER

These are vintage rail sleepers hewn by innumerable thundering locomotives. Jagger is a panel of intense warmth, richness and substance.

It is dark and heavy, literally – Jagger doesn't float. The percussive heritage of the panel continues to beat out its vibrant, timeless rhythm.





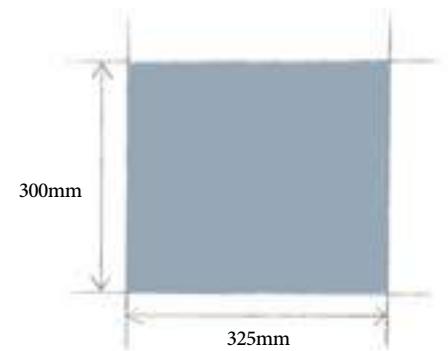
WOOD SOURCE	reclaimed hardwoods railway sleepers
TONES	red brown, dark brown
FINISHING	heavy erosion, parquet oil finish
TILE DIMENSIONS	675*150mm (75*75mm interlock)
TILE THICKNESS	10-40mm
TILE CONSTRUCTION	laminated without backer
TILES PER BOX	11 pcs
SURFACE PER BOX	1 sqm
WEIGHT PER BOX	22 kg
DIMENSIONS BOX	695*390*170mm

COAST

Blessed with beautiful watermarks, Coast is truly a sight for sore eyes. Mother Nature has left her marks making each square unique. You'll never tire of looking.

The practical value also scores major points: By giving Coast a flat surface, we've pretty much made its applications limitless.






WOOD	reclaimed teak wood
SOURCE	root wood
TONES	brown
FINISHING	smooth sanding
TILE DIMENSIONS	300*325mm
TILE THICKNESS	25 mm
TILE CONSTRUCTION	glued on 15mm MDF backer
TILES PER BOX	10 pcs
SURFACE PER BOX	0,975 sqm
WEIGHT PER BOX	15 kg
DIMENSIONS BOX	290*340*320mm

BLUNT

A true modern classic, that's Blunt. The tough-looking, broad slats give Blunt a stocky appearance. The multitude of colours makes it pertly. Sanded nice and smooth too, but no smooth operator. A cold hands, warm heart type of guy. Made from oriental woods reclaimed from old homes.





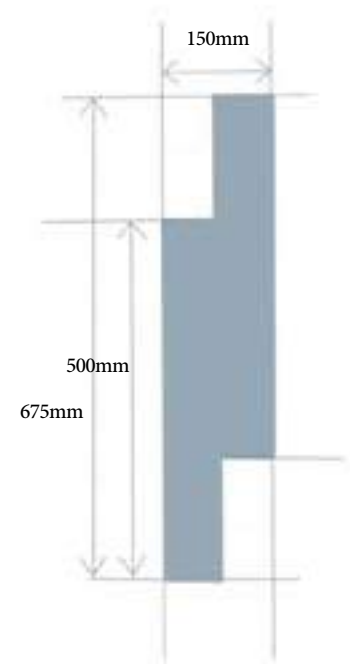
WOOD SOURCE	reclaimed oriental woods obsolete buildings
TONES	light brown, brown, red brown, dark brown
FINISHING	smooth sanding
TILE DIMENSIONS	675*150mm (75*75mm interlock)
TILE THICKNESS	10-40mm
TILE CONSTRUCTION	laminated without backer
TILES PER BOX	11 pcs
SURFACE PER BOX	1 sqm
WEIGHT PER BOX	15 kg
DIMENSIONS BOX	695*390*170mm

BARROW

Barrow is made from reclaimed hardwoods from Kalimantan. It's our first line suitable for outdoor spaces. Yep, Barrow can take a hit or two from Mother Earth. Those who do use it for the outdoors will be awarded a beautiful silver-gray colour.

In a word: weathered.






WOOD SOURCE	reclaimed kalimantan hardwoods obsolete buildings
TONES	red brown, dark brown
FINISHING	light sanding
TILE DIMENSIONS	675*150mm (175*75 interlock)
TILE THICKNESS	10-40mm
TILE CONSTRUCTION	laminated without backer
TILES PER BOX	11 pcs
SURFACE PER BOX	0,82 sqm
WEIGHT PER BOX	21 kg
DIMENSIONS BOX	695*430*175mm

LUDLOW

Ludlow is like Barrow made from reclaimed hardwoods from Kalimantan. So suitable for both outdoor and indoor. Similar to Parker in design, but more clean and crisp, linear and directional.






WOOD SOURCE	reclaimed kalimantan hardwoods obsolete buildings
TONES	red brown, dark brown
FINISHING	light sanding
TILE DIMENSIONS	675*150mm (75*75mm interlock)
TILE THICKNESS	10-40mm
TILE CONSTRUCTION	laminated without backer
TILES PER BOX	11 pcs
SURFACE PER BOX	1 sqm
WEIGHT PER BOX	22 kg
DIMENSIONS BOX	695*390*170mm

WHEELS

This is one of our signature panels. It's hardwood reclaimed from redundant traditional building sources. The weather really went to work on this one, making it a diamond in the rough. Some great craftsmanship complements the natural erosion giving Wheels its unique feel of youthful antiquity.






WOOD SOURCE	reclaimed oriental woods obsolete buildings
TONES	light brown, brown, red brown, dark brown
FINISHING	heavy erosion
TILE DIMENSIONS	675*150mm (75*75mm interlock)
TILE THICKNESS	10-40mm
TILE CONSTRUCTION	laminated without backer
TILES PER BOX	11 pcs
SURFACE PER BOX	1 sqm
WEIGHT PER BOX	14 kg
DIMENSIONS BOX	695*390*170mm

PARKER

Nice and tactile this one. Parker shares the same basic DNA as Wheels but has a more feminine feel. Parker has the same wonderfully weathered look Wheels has but the individual pieces within the tile are slightly slimmer and longer, making Parker a tad more elegant.





WOOD SOURCE	reclaimed oriental woods obsolete buildings
TONES	light brown, brown, red brown, dark brown
FINISHING	erosion
TILE DIMENSIONS	675*150mm (75*75mm interlock)
TILE THICKNESS	10-40mm
TILE CONSTRUCTION	laminated without backer
TILES PER BOX	11 pcs
SURFACE PER BOX	1 sqm
WEIGHT PER BOX	15 kg
DIMENSIONS BOX	695*390*170mm


DAYS

Days takes on an unmistakably sculptural form.

Here the wood is both medium and subject.

Fragmented, re-interpreted and then finally re-assembled by our artisans. Very suitable for those smaller spaces that yearn for some love.






WOOD SOURCE	reclaimed oriental woods obsolete buildings
TONES	light brown, brown, red brown, dark brown
FINISHING	erosion
TILE DIMENSIONS	675*150mm (75*75mm interlock)
TILE THICKNESS	10-40mm
TILE CONSTRUCTION	laminated without backer
TILES PER BOX	11 pcs
SURFACE PER BOX	1 sqm
WEIGHT PER BOX	15 kg
DIMENSIONS BOX	695*430*170mm

GALLON

For those that think big and love bold, we say:
Go for Gallon. Scaled-up for impact, Gallon is a true
heavyweight force of nature in Wonderwalls signature
tropical hardwoods. Perfect for larger spaces.






WOOD	reclaimed oriental woods
SOURCE	production surplus & obsolete buildings
TONES	brown, red brown, dark brown
FINISHING	light sanding
TILE DIMENSIONS	1180*85mm
TILE THICKNESS	20-60mm
TILE CONSTRUCTION	laminated without backer
TILES PER BOX	10 pcs
SURFACE PER BOX	1 sqm
WEIGHT PER BOX	23 kg
DIMENSIONS BOX	1200*235*180mm

TRAIN

Train drops a few of the formalities in favour of raw texture. Here the intense natural weathering and erosion of the wood provide a strikingly effective counterpoint to its design-led framework.






WOOD SOURCE	reclaimed oriental woods obsolete buildings
TONES	light brown, brown, red brown, dark brown
FINISHING	erosion
TILE DIMENSIONS	675*150mm (75*75mm interlock)
TILE THICKNESS	10-40mm
TILE CONSTRUCTION	laminated without backer
TILES PER BOX	11 pcs
SURFACE PER BOX	1 sqm
WEIGHT PER BOX	11 kg
DIMENSIONS BOX	695*390*170mm

MERCURY

Mercury panels represent a selective blend of new hardwoods. Crafted principally of surplus teak, predominantly sapwood, sourced from regional industries. The result is a modern texture, with a clean palette. The lightest coloured panel in our collection.






WOOD SOURCE	reclaimed oriental woods
TONES	production surplus
FINISHING	light brown, brown
	light sanding
TILE DIMENSIONS	675*150mm (75*75mm interlock)
TILE THICKNESS	10-30mm
TILE CONSTRUCTION	laminated without backer
TILES PER BOX	11 pcs
SURFACE PER BOX	1 sqm
WEIGHT PER BOX	16 kg
DIMENSIONS BOX	695*390*170mm

BRIDGES

Bridges is different to all others as it is made from smooth slats. So it stands out as the only level-surface panel within our collection. Bridges effortlessly combines character and versatility. These panels offer tremendous varied depths of tone and are available in a range of dimensions.





WOOD	reclaimed oriental woods
SOURCE	obsolete buildings
TONES	light brown, brown, red brown, dark brown
FINISHING	light sanding
TILE DIMENSIONS	length 400, 500, 800 and 1000mm width 50, 60, 80, 90 and 100mm
TILE THICKNESS	6-8mm
TILE CONSTRUCTION	single elements
TILES PER BOX	dependent on choosen dimension
SURFACE PER BOX	1 sqm
WEIGHT PER BOX	5 kg
DIMENSIONS BOX	810*190*80mm (all 400 & 800mm lengths) 1010*190*90mm (all 500 & 1000mm lengths)

PHOENIX • UNITED STATES








WHEELS • JUNGLE • NETHERLANDS





DAYS • NETHERLANDS





JUNGLE • NETHERLANDS





JAZZ • WILLOW • ITALY





JAGGER • UNITED KINGDOM





GALLON • PARKER • RUSSIA



JUNGLE • FRANCE







MERCURY • NETHERLANDS







JUNGLE • FRANCE



DAYS • NETHERLANDS



GALLON • NETHERLANDS







WONDERWALL STUDIOS

crafted locally, rocked globally

WONDERWALLSTUDIOS.COM

Wonderwall Studios®
© 2019 Wonderwall Studios

